



# KORT of LANG

2021

a

?




laken




kat



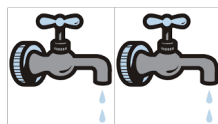
apie



lap




krane



kar




dame




pap



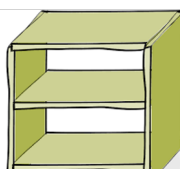
sakke




plasiaie



rak



sappie



## Speel as volg:

1. Knip die prentjies en die arm en apie uit. (Kan dit lamineer en in sakkie bêre)
2. Plaas een links en een regs.
3. Gee die kaartjie aan die kind en laat hy die prentjie benoem.
4. Maak seker hy sê die korrekte woord. Ons wil nou net onderskei of hy kan hoor dit is 'n lang of kort klank.
5. Jy kan die woorde vir hom stadig herhaal.
6. Sodra hy dit onder die knie het, beweeg aan na die oop en toe deurtjie speletjie. Dit is dan waar hy gaan leer hoekom ons soms lang en soms kort klanke gebruik.